

## CHEQUES DE PAGO DIFERIDO (FÍSICOS + ECHEQS), PAGARÉS Y FACTURAS DE CRÉDITO ELECTRÓNICAS

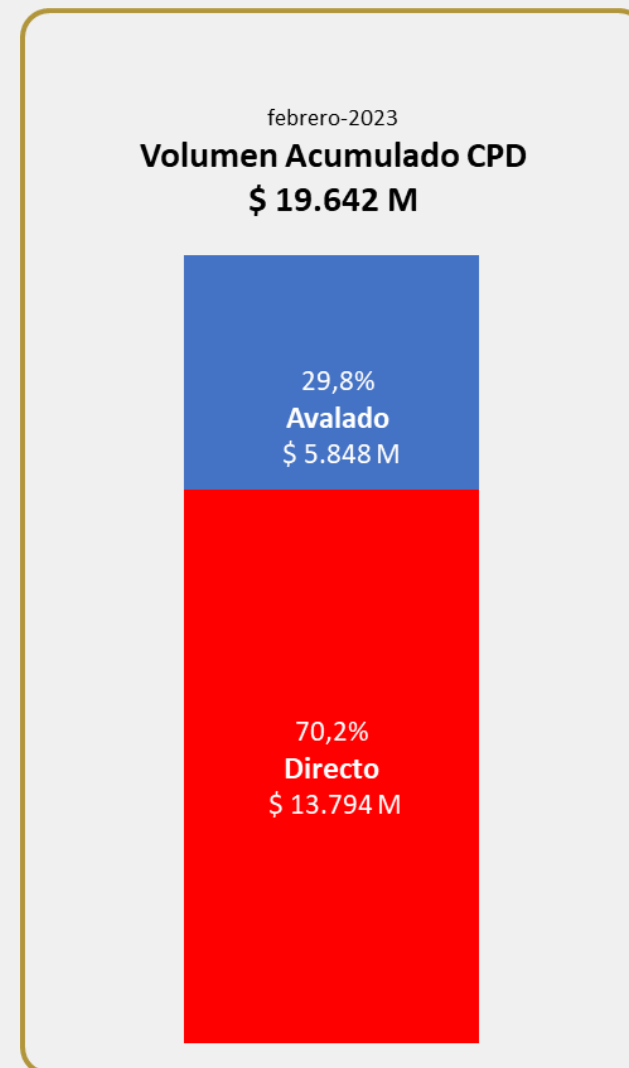
| CPD (Físicos + Echeqs)      |                         |                       |                  |              |                   |          |             |           |
|-----------------------------|-------------------------|-----------------------|------------------|--------------|-------------------|----------|-------------|-----------|
| Segmento                    | Monto nominal negociado |                       | Cantidad Cheques |              | Vcto. Prom. Pond. |          | Monto Prom. |           |
|                             | Actual                  | Anterior              | Actual           | Anterior     | Actual            | Anterior | Actual      | Anterior  |
| CPD Avalado                 | 3.361.350.714           | 4.443.522.895         | 2.003            | 2.369        | 112               | 99       | 1.678.158   | 1.875.696 |
| CPD Directo Cadena de Valor | 9.261.515.658           | 6.925.686.620         | 1.320            | 1.109        | 62                | 64       | 7.016.300   | 6.244.983 |
| CPD Directo Garantizado     | 446.580.647             | 509.446.267           | 188              | 183          | 76                | 81       | 2.375.429   | 2.783.859 |
| CPD Patrocinado             | -                       | -                     | -                | -            | -                 | -        | -           | -         |
| <b>Total</b>                | <b>13.069.447.018</b>   | <b>11.878.655.781</b> | <b>3.511</b>     | <b>3.661</b> |                   |          |             |           |

| Pagaré MAV                    |                         |               |                  |          |                   |          |             |            |
|-------------------------------|-------------------------|---------------|------------------|----------|-------------------|----------|-------------|------------|
| Segmento                      | Monto nominal negociado |               | Cantidad Pagarés |          | Vcto. Prom. Pond. |          | Monto Prom. |            |
|                               | Actual                  | Anterior      | Actual           | Anterior | Actual            | Anterior | Actual      | Anterior   |
| Pagaré Avalado (\$)           | 10.000.000              | 105.370.000   | 5                | 8        | 73                | 157      | 2.000.000   | 13.171.250 |
| Pagaré Avalado (U\$S)         | 1.531.527               | 2.336.896     | 34               | 52       | 261               | 251      | 45.045      | 44.940     |
| Pagaré Avalado (U\$D)         | 3.944.988               | 5.837.294     | 50               | 68       | 331               | 318      | 78.900      | 85.843     |
| Pagaré Directo No Gara (\$)   | 7.765.226.438           | 4.544.716.805 | 80               | 84       | 51                | 88       | 97.065.330  | 54.103.771 |
| Pagaré Directo No Gara (U\$S) | 2.254.800               | 1.360.000     | 23               | 10       | 126               | 104      | 98.035      | 136.000    |
| Pagaré Directo No Gara (U\$D) | 36.508.600              | 103.552.788   | 96               | 140      | 345               | 322      | 380.298     | 739.663    |
| Pagaré Directo Gara (\$)      | 115.000.000             | -             | 9                | -        | 157               | -        | 12.777.778  | -          |
| Pagaré Directo Gara (U\$S)    | -                       | -             | -                | -        | -                 | -        | -           | -          |
| Pagaré Directo Gara (U\$D)    | -                       | 160.000       | -                | 2        | -                 | 182      | -           | 80.000     |

| Factura de Crédito Electrónica (FCE) |                         |             |              |          |                   |          |             |           |
|--------------------------------------|-------------------------|-------------|--------------|----------|-------------------|----------|-------------|-----------|
| Segmento                             | Monto nominal negociado |             | Cantidad FCE |          | Vcto. Prom. Pond. |          | Monto Prom. |           |
|                                      | Actual                  | Anterior    | Actual       | Anterior | Actual            | Anterior | Actual      | Anterior  |
| FCE (\$)                             | 242.706.809             | 234.607.327 | 27           | 30       | 31                | 36       | 8.989.141   | 7.820.244 |
| FCE (U\$S)                           | 190.936                 | 598.313     | 10           | 18       | 28                | 32       | 19.094      | 33.240    |
| FCE (EUR)                            | -                       | -           | -            | -        | -                 | -        | -           | -         |

\*Actual: semana del 06/02/2023 al 10/02/2023. Anterior: semana del 30/01/2023 al 03/02/2023.

\*U\$D (TC COM. A 3500) U\$S (TC BNA Vendedor)



MERCADO ARGENTINO  
DE VALORES S.A.

## TASAS DE REFERENCIA MAV

| CPD (Físicos + Echeqs)      |        |        |        |        |        |        |        |         |         |
|-----------------------------|--------|--------|--------|--------|--------|--------|--------|---------|---------|
| Segmento                    | MAV30  | MAV90  | MAV200 | 0-30   | 31-60  | 61-90  | 91-120 | 121-180 | 181-365 |
| CPD Avalado                 | 71,84% | 73,99% | 76,64% | 70,32% | 72,74% | 73,90% | 74,11% | 75,21%  | 78,74%  |
| CPD Directo Cadena de Valor | 75,96% | 83,45% | 72,33% | 73,51% | 78,71% | 83,33% | 83,88% | 82,58%  | 54,77%  |
| CPD Directo Garantizado     | 70,44% | 71,71% | 76,96% | 69,42% | 71,63% | 72,07% | 71,46% | 76,96%  | 77,00%  |
| CPD Patrocinado             | -      | -      | -      | -      | -      | -      | -      | -       | -       |


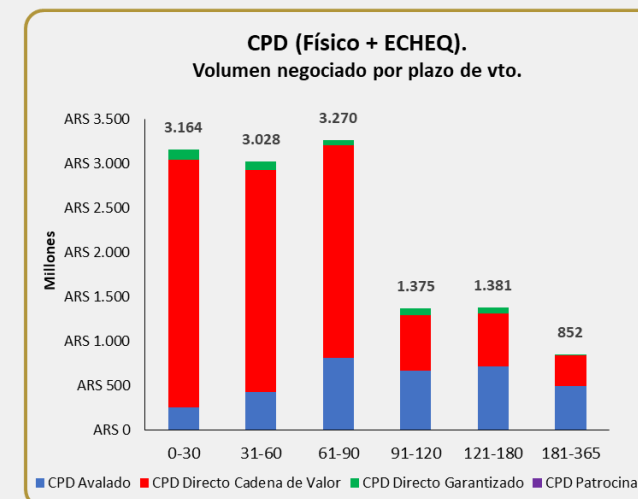
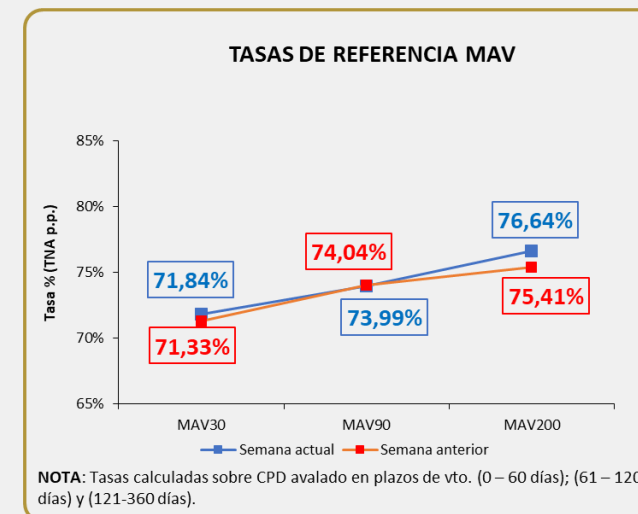
| Pagaré MAV                    |        |        |        |        |         |         |         |         |          |
|-------------------------------|--------|--------|--------|--------|---------|---------|---------|---------|----------|
| Segmento                      | MAV30  | MAV90  | MAV200 | 0-180  | 181-365 | 366-545 | 546-730 | 731-910 | 911-1095 |
| Pagaré Avalado (\$)           | 75,00% | -      | -      | 75,00% | -       | -       | -       | -       | -        |
| Pagaré Avalado (U\$S)         | 0,60%  | 0,89%  | -      | 0,19%  | 0,82%   | 0,89%   | -       | -       | -        |
| Pagaré Avalado (U\$D)         | 0,33%  | 1,57%  | -      | 0,24%  | 0,35%   | 1,54%   | 1,68%   | -       | -        |
| Pagaré Directo No Gara (\$)   | 70,63% | 60,00% | -      | 70,28% | 78,00%  | 60,00%  | -       | -       | -        |
| Pagaré Directo No Gara (U\$S) | 1,66%  | 5,00%  | -      | 1,23%  | 3,22%   | 5,00%   | -       | -       | -        |
| Pagaré Directo No Gara (U\$D) | 1,27%  | 1,34%  | 6,00%  | 2,42%  | 0,42%   | 1,01%   | 1,54%   | 6,00%   | -        |
| Pagaré Directo Gara (\$)      | 78,43% | -      | -      | 77,00% | 80,00%  | -       | -       | -       | -        |
| Pagaré Directo Gara (U\$S)    | -      | -      | -      | -      | -       | -       | -       | -       | -        |
| Pagaré Directo Gara (U\$D)    | -      | -      | -      | -      | -       | -       | -       | -       | -        |

| Factura de Crédito Electrónica (FCE) |        |        |        |        |        |        |        |         |         |
|--------------------------------------|--------|--------|--------|--------|--------|--------|--------|---------|---------|
| Segmento                             | MAV30  | MAV90  | MAV200 | 0-30   | 31-60  | 61-90  | 91-120 | 121-180 | 181-365 |
| FCE (\$)                             | 63,96% | 75,00% | -      | 62,16% | 77,29% | 75,00% | -      | -       | -       |
| FCE (U\$S)                           | 2,62%  | -      | -      | 2,64%  | 2,50%  | -      | -      | -       | -       |
| FCE (EUR)                            | -      | -      | -      | -      | -      | -      | -      | -       | -       |

\*Actual: semana del 06/02/2023 al 10/02/2023. Anterior: semana del 30/01/2023 al 03/02/2023.

\*U\$D (TC COM. A 3500) U\$S (TC BNA Vendedor)

\*MAV30 (0 – 60 días); MAV90 (61 – 120 días) y MAV200 (121-360 días)



MERCADO ARGENTINO  
DE VALORES S.A.